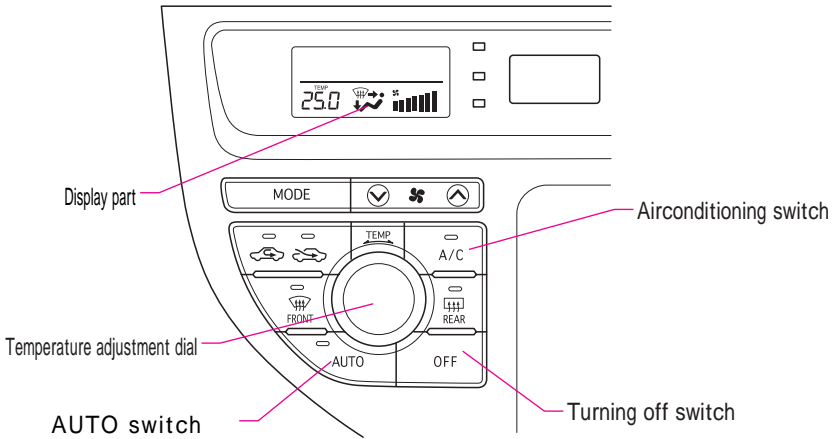


# Handling of air conditioner

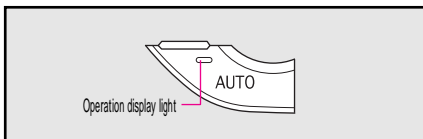
## How to use of an auto air conditioner.



## How to use in auto (AUTO).

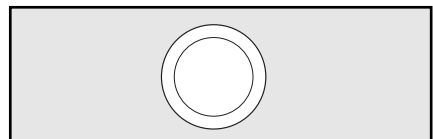
If the AUTO switch is pushed, the fan operates, the balloon entrance and the amount of the style are adjusted automatically, and it becomes a preset temperature.

Do the self adjustment.



Push the AUTO switch. -  
The operation display light of the switch lights while operating.

Adjust the temperature.

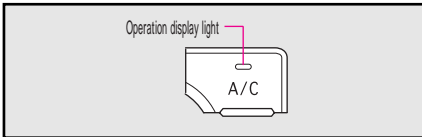


Adjust it with the temperature adjustment dial. Spend left when you lower the right side when you raise it. (0.5. can be adjusted.) -  
The preset temperature can be adjusted between 18. -32. . -  
The preset temperature is displayed in the display part.

蘆LO in case of maximum air-conditioning.

蘆It becomes a display of HI if it maximum heats it.

Turn on the air conditioner.

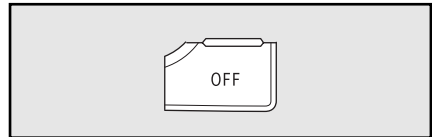


The air conditioner (air-conditioning and dehumidification function) changes into turning on and turning off whenever the airconditioning switch is pushed while the fan is operating. -

The operation display light of the switch lights while operating. -

When the outside temperature falls up to about 0. , the air conditioner doesn't operate.

Stop the fan.



Push the turning off switch. -  
The fan can be stopped.

Contents



Warning

Basic  
controls, operation

Driving  
Handling  
device

The  
Handling indoor  
equipment

Good. Safety  
of  
To  
theory/vehicle  
and  
equipment

How  
to  
attention  
associate driving  
car

Maintenance

Myriad  
One(D)

with

Index



Do not operate it to prevent the battery rising while the engine is stopping.

- Do not operate it to prevent the battery rising while the engine is stopping. -
- Abnormality of the system is thought, and make it to turning on again after pulling up a car to the place of safety, and turning off the airconditioning switch once when the operation display light of the airconditioning switch blinks. Turn off the switch and receive the check in the Toyota shop when blinking continues further.





### Knowledge



#### When the temperature in the car is high


Operate the air conditioner after opening the window and letting heat go when the temperature in the car is high after parking.

#### About a convenient function

When the AUTO switch has been turned on, the following functions are provided. -

Balloon  entrance  Stop the fan at a while until the warm air can be prepared when it is and winter, etc. cold. -

The balloon entrance  : again.  The fan between a few seconds operates by "Weakness" until the cold wind can be prepared when it is and the summer time, etc. hot.

- It is likely to change into the mode to prevent the cloudy weather of the glass when the outside temperature is low and when the velocity of a high  car runs when the AUTO switch has been turned on.

#### When you operate the MODE switch or the fan motor switch

When you have turned on the AUTO switch

- When the MODE switch (Refer to P.302) is operated, it becomes a set balloon entrance, and the operation display light of the AUTO switch is turned off.

(The amount of the wind continues the self adjustment. )-

When the fan motor switch (Refer to P.302) is operated, it becomes the set amount of the wind, and the operation display light of the AUTO switch is turned off.

(The balloon entrance continues the self adjustment. )

# ***MEMO***

---

Contents



Warning

Basic  
services, operation

Driving  
Handling  
device

**The**  
Handling indoor  
equipment

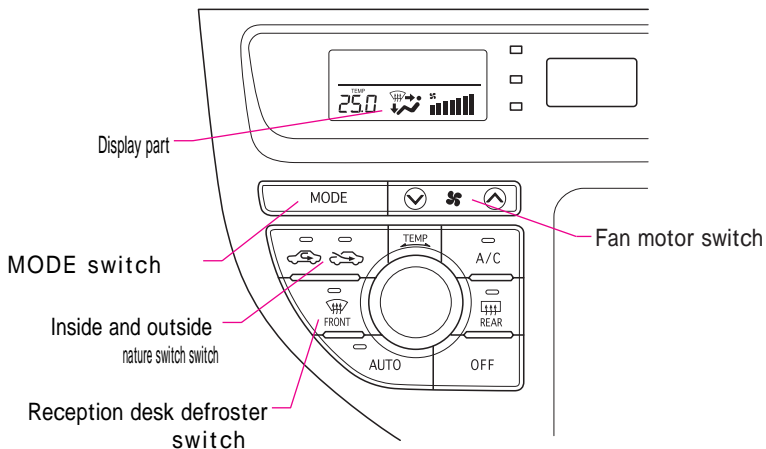
Good Safety  
of  
To  
theory/aircraft  
and  
equipment

How  
to attention  
associate driving  
car

Maintenance

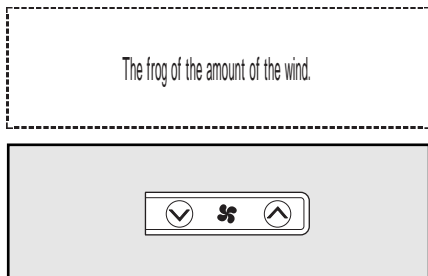
Myriad  
One/D  
etc

Index



## ☾ To put it into the state of the favorite

It is possible to use it by each setting by pushing each switch.

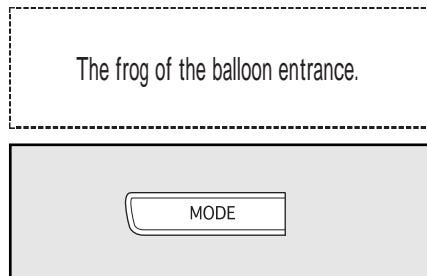


Switch the amount of the wind to seven stages with the fan motor switch.

The amount of the wind is strong and . side and ....weakening.. push . side. -

The amount of the wind that has been selected is displayed. -

The fan operates when the switch is pushed when the fan has stopped.



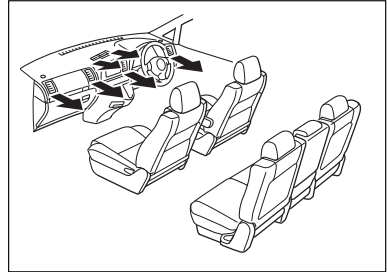
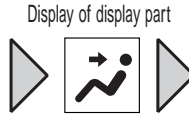
Switch the balloon entrance with the MODE switch. (Refer to next page.) -

The balloon entrance changes whenever the switch is pushed. -

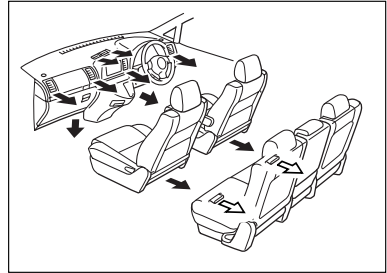
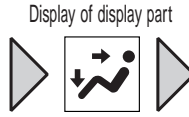
The balloon entrance that has been selected in the display part is displayed.

- Standard of balloon entrance selection

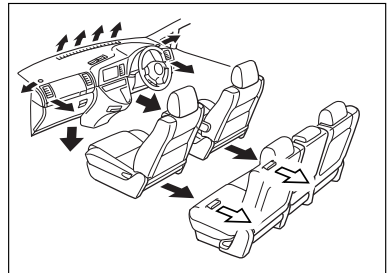
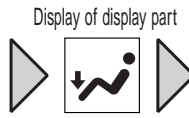
When you ventilate it to the upper-body



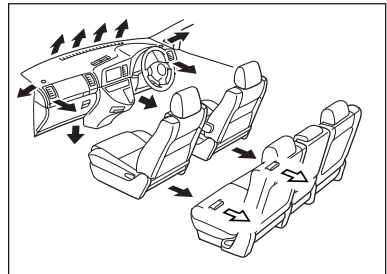

When you ventilate it to one's upper-body and one's feet



When you ventilate it to one's feet



When you take ventilation to one's feet and the cloudy weather of the glass



⇒ The peel FF and only the cold-weather model car of the car (Exclude E package) and 4WD car are ventilated.

Contents



Warning

Basic settings, operation

Driving Handling device

The Handling indoor equipment

Good Safety of To theory, habits and equipment

How to attention associate driving car

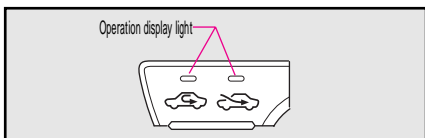
Vehicle

Myriad One(D)

7

Index

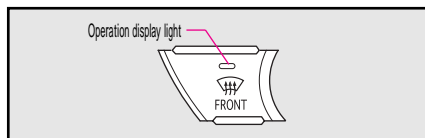
Switch an air introduction and a shy circulation.



It changes into an air introduction and a shy circulation whenever the inside and outside nature switch switch is pushed.

| Operation display light | Mode  |
|-------------------------|---|
| <p>Lighting</p>         | <p>Air introduction<br/>Air has been introduced. Use it at this position usually.</p>   |
| <p>Lighting</p>         | <p>Shy circulation<br/>Air is intercepted. Use it when air like the tunnel and congestion, etc. wants to be dirty and and to bring the effect of air-conditioning when air conditioning and the outside temperature degree are high forward early by you.</p> |

Take the cloudy weather of the glass.



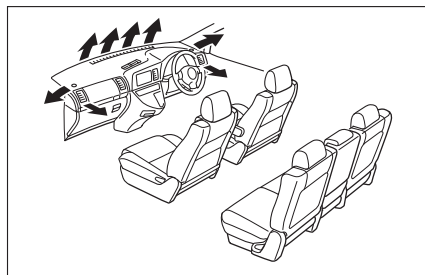
Push the reception desk defroster switch, and make the inside and outside nature switch switch an air introduction. -

The fan operates automatically when the switch is pushed while the fan is stopping. -

If the switch is pushed when the inside and outside nature switch switch circulates shyly, the air conditioner is automatically turned on. -

The operation display light of the switch lights while operating.

< balloon entrance >





Do not push the reception desk defroster switch when you operate the air conditioner when humidity is very high. The surface of the outside of the window might disturb cloudy view by the temperatures fluctuate of air and the window.



Do not operate it to prevent the battery rising while the engine is stopping.

Contents



Warning

Basic  
controls, operation

Driving  
Handling  
device

The  
Handling indoor  
equipment

Good Safety  
of  
To  
theory, practice  
and  
equipment

How  
to attention  
associate driving  
car

Maintenance

Myriad  
One(D)  
七  
with

Index



### About the inside and outside nature switch

- It is effective when shyly circulating around the inside and outside nature switch when it doesn't want to put dirty air in the car due to in the tunnel and congestion, etc. and when it wants to bring the effect of air-conditioning when air conditioning and the outside temperature degree are high forward early. -

It is cloudy and .glass.. becomes it when shyly circulating for a long time .becoming empty..

### To take the cloudy weather of the glass earlier

Do the following operation along with the operation (Refer to P.304) that takes the cloudy weather of the glass. -

Operate the air conditioner. (Push the airconditioning switch. )-

Increase the amount of the wind. (Operate the fan motor switch. )-

Raise the preset temperature. (Operate the temperature adjustment dial. )

### About the outside temperature degree display

- When the engine switch is turned on, it is possible to display it. -

It is likely to differ from the measured outside temperature degree according to other measurement devices. -

In the following cases, a correct outside temperature degree might not be displayed.

蘆At the time of 30. or less or about 50. or more in outside temperature degree.

蘆When the time that has stopped and it low-speed runs (about 20 km/h or less).

蘆When the degree changes rapidly the outside temperature (vicinity etc. of the gateway of the tunnel). -

The outside temperature degree display might change by the state of the vehicle (velocity of the car and wind, etc.) even if an actual outside temperature degree has not changed.

### About the reception desk defroster switch

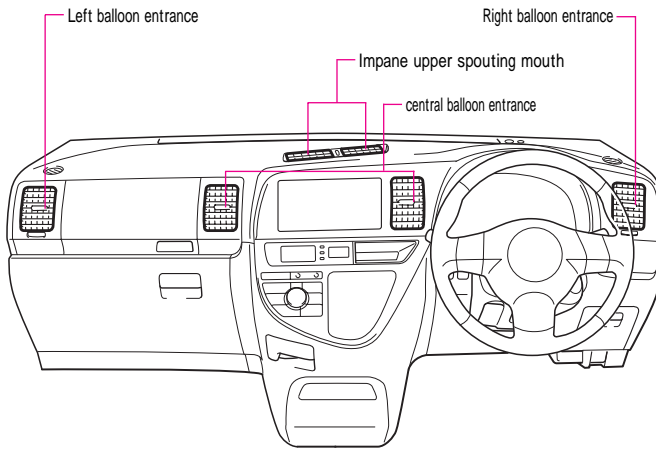
- Operation changes automatically as follows if the reception desk defroster switch is pushed when the outside temperature is 6. or less.

蘆It changes into the air introduction when using it by a shy circulation. Make it to the air introduction as much as possible though it returns to a shy circulation so that the glass may be cloudy and become it .becoming empty.. when you push the inside and outside nature switch switch when you want to return it to a shy circulation.

蘆Even when using it by the air introduction, the air conditioner is turned on. When using it by a shy circulation, the air conditioner is turned on regardless of the outside temperature. -

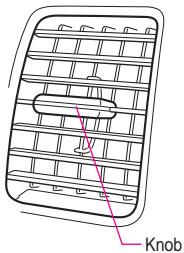
The amount of the wind strengthens automatically when the reception desk defroster switch is pushed when the AUTO switch is turned on. Especially, when the amount of the wind is weak, it is not abnormal though strengthens rapidly.

## Adjustment of balloon entrance

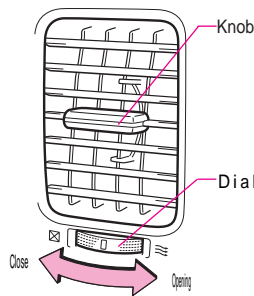


### How to open and shut how to change it and balloon entrance of wind

Central balloon entrance

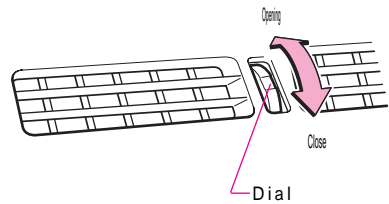


Right and left balloon entrance



- Figure is a right balloon entrance.

Impane upper spouting mouth



- The wind can be adjusted by moving the knob at the center and the right and left balloon entrance.
- The right and left balloon entrance and the Impane upper spouting mouth can open and shut the balloon entrance by spending the dial.

Contents

Warning

Basic controls, operation

Driving Handling device

The Handling indoor equipment

Good Safety of To theory (vehicle and equipment)

How to attention associate driving car

Notice

Myriad One(D) 七

Index



Knowledge

### About the balloon entrance

- At air-conditioning, this is the one that occurs when the air saturated with moisture is suddenly cooled and is not unusually abnormal though might seem to have spouted from the balloon entrance the fog. -

Adjust the dial of the Impane upper spouting mouth to the close side when you want to increase the amount of the wind in the front seat at air-conditioning.

# ***MEMO***

---

Contents



Warning

Basic  
services, operation

Driving  
Handling  
device

**The**  
Handling indoor  
equipment

Good Safety  
of  
To  
theory/aircraft  
and  
equipment

How  
to attention  
aircraft  
car

Maintenance

Myriad  
One/D  
etc

Index